

Résultats

[Cotation FFN]

Séries : 200 Nage Libre Dames

[J1 : Di 10/05/2015 - R2]

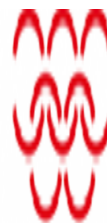
1.	LEFEBVRE Louise	2003	FRA	MULHOUSE ON	2:17.47	1046 pts	
50 m :	---	100 m :	1:08.59 (1:08.59) [1:08.59]	150 m :	---	200 m :	2:17.47 (1:08.59) [1:08.59]
2.	HORTER Naome	2002	FRA	MULHOUSE ON	2:17.51	1046 pts	
50 m :	---	100 m :	1:07.73 (1:07.73) [1:07.73]	150 m :	---	200 m :	2:17.51 (1:09.78) [1:09.78]
3.	BAUEMLER Marie-Elise	2002	FRA	THANN OLYMPIC N	2:26.60	913 pts	
50 m :	---	100 m :	1:10.60 (1:10.60) [1:10.60]	150 m :	---	200 m :	2:26.60 (1:16.00) [1:16.00]
4.	DECK Judith	2002	FRA	MULHOUSE ON	2:28.98	880 pts	
50 m :	---	100 m :	1:13.45 (1:13.45) [1:13.45]	150 m :	---	200 m :	2:28.98 (1:15.53) [1:15.53]
5.	VINCENT Amandine	2002	FRA	THANN OLYMPIC N	2:30.28	862 pts	
50 m :	---	100 m :	1:13.74 (1:13.74) [1:13.74]	150 m :	---	200 m :	2:30.28 (1:16.54) [1:16.54]
6.	TESOLIN Agathe	2002	FRA	MULHOUSE ON	2:32.30	834 pts	
50 m :	---	100 m :	1:14.94 (1:14.94) [1:14.94]	150 m :	---	200 m :	2:32.30 (1:17.36) [1:17.36]
7.	HAMOUSZ Clara	2002	FRA	MULHOUSE ON	2:37.51	765 pts	
50 m :	---	100 m :	1:16.80 (1:16.80) [1:16.80]	150 m :	---	200 m :	2:37.51 (1:20.71) [1:20.71]
8.	GHERARDI Marie	2002	FRA	A.N.S D'ILLFURTH	2:41.32	717 pts	
50 m :	---	100 m :	1:17.09 (1:17.09) [1:17.09]	150 m :	---	200 m :	2:41.32 (1:24.23) [1:24.23]
9.	CAILLEAUD Noéline	2002	FRA	THANN OLYMPIC N	2:42.11	707 pts	
50 m :	---	100 m :	1:15.89 (1:15.89) [1:15.89]	150 m :	---	200 m :	2:42.11 (1:26.22) [1:26.22]
10.	EGMANN Manon	2002	FRA	A.N.S D'ILLFURTH	2:43.10	695 pts	
50 m :	---	100 m :	1:19.23 (1:19.23) [1:19.23]	150 m :	---	200 m :	2:43.10 (1:23.87) [1:23.87]
11.	RICHARD Cloé	2002	FRA	A.N.S D'ILLFURTH	2:43.84	686 pts	
50 m :	---	100 m :	1:19.73 (1:19.73) [1:19.73]	150 m :	---	200 m :	2:43.84 (1:24.11) [1:24.11]
12.	EL IDRISSE Khadija	2002	FRA	THANN OLYMPIC N	2:44.30	680 pts	
50 m :	---	100 m :	1:19.84 (1:19.84) [1:19.84]	150 m :	---	200 m :	2:44.30 (1:24.46) [1:24.46]
13.	FAUX Amandine	2002	FRA	SR CERNAY	2:44.71	675 pts	
50 m :	---	100 m :	1:20.25 (1:20.25) [1:20.25]	150 m :	---	200 m :	2:44.71 (1:24.46) [1:24.46]
14.	HERZOG Justine	2003	FRA	THANN OLYMPIC N	2:48.54	630 pts	
50 m :	---	100 m :	1:21.11 (1:21.11) [1:21.11]	150 m :	---	200 m :	2:48.54 (1:27.43) [1:27.43]
15.	SAMBEL Léa	2003	FRA	A.N.S D'ILLFURTH	2:56.92	535 pts	
50 m :	---	100 m :	1:25.73 (1:25.73) [1:25.73]	150 m :	---	200 m :	2:56.92 (1:31.19) [1:31.19]
16.	LUTHRINGER Mya	2003	FRA	THANN OLYMPIC N	3:00.42	498 pts	
50 m :	---	100 m :	1:26.95 (1:26.95) [1:26.95]	150 m :	---	200 m :	3:00.42 (1:33.47) [1:33.47]
17.	RAPP Alicia	2003	FRA	A.N.S D'ILLFURTH	3:06.54	436 pts	
50 m :	---	100 m :	1:30.18 (1:30.18) [1:30.18]	150 m :	---	200 m :	3:06.54 (1:36.36) [1:36.36]
18.	MICLO Maurine	2002	FRA	KAYERSBERG NATATION	3:08.20	420 pts	
50 m :	---	100 m :	1:32.07 (1:32.07) [1:32.07]	150 m :	---	200 m :	3:08.20 (1:36.13) [1:36.13]
19.	CHOMBART Méli	2003	FRA	A.N.S D'ILLFURTH	3:12.07	384 pts	
50 m :	---	100 m :	1:33.26 (1:33.26) [1:33.26]	150 m :	---	200 m :	3:12.07 (1:38.81) [1:38.81]
20.	DREYER Lauriane	2003	FRA	CNHT WESSERLING	3:13.52	371 pts	
50 m :	---	100 m :	1:33.78 (1:33.78) [1:33.78]	150 m :	---	200 m :	3:13.52 (1:39.74) [1:39.74]
21.	LEROUGE Nelly	2002	FRA	KAYERSBERG NATATION	3:13.54	371 pts	
50 m :	---	100 m :	1:36.82 (1:36.82) [1:36.82]	150 m :	---	200 m :	3:13.54 (1:36.72) [1:36.72]
22.	RIESS Victoria	2003	FRA	KAYERSBERG NATATION	3:13.96	367 pts	
50 m :	---	100 m :	1:38.09 (1:38.09) [1:38.09]	150 m :	---	200 m :	3:13.96 (1:35.87) [1:35.87]
---	DIAZ Lea	2003	FRA	MULHOUSE ON	DNS dec		

Séries : 200 Dos Dames

[J1 : Di 10/05/2015 - R2]

1.	HORTER Naome	2002	FRA	MULHOUSE ON	2:36.90	998 pts			
50 m :	---	100 m :	---	150 m :	---	200 m :	2:36.90	(2:36.90)	[2:36.90]
2.	DECK Judith	2002	FRA	MULHOUSE ON	2:42.39	927 pts			
50 m :	---	100 m :	---	150 m :	---	200 m :	2:42.39	(2:42.39)	[2:42.39]
3.	KEMPF Julianne	2002	FRA	THANN OLYMPIC N	2:48.28	854 pts			
50 m :	---	100 m :	---	150 m :	---	200 m :	2:48.28	(2:48.28)	[2:48.28]
4.	TESOLIN Agathe	2002	FRA	MULHOUSE ON	2:53.00	797 pts			
50 m :	---	100 m :	---	150 m :	---	200 m :	2:53.00	(2:53.00)	[2:53.00]
5.	HAMOUSZ Clara	2002	FRA	MULHOUSE ON	2:54.21	783 pts			
50 m :	---	100 m :	---	150 m :	---	200 m :	2:54.21	(2:54.21)	[2:54.21]

Résultats



(Suite) Séries : 200 Dos Dames

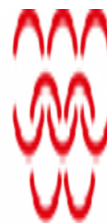
[J1 : Di 10/05/2015 - R2]

6.	CAILLEAUD Noéline	2002	FRA	THANN OLYMPIC N	2:56.42	757 pts	
50 m :	---	100 m :	---	150 m :	---	200 m :	2:56.42 (2:56.42) [4:56.42]
7.	FAUX Amandine	2002	FRA	SR CERNAY	2:58.72	731 pts	
50 m :	---	100 m :	---	150 m :	---	200 m :	2:58.72 (2:58.72) [4:58.72]
8.	RICHARD Cloé	2002	FRA	A.N.S D'ILLFURTH	3:07.90	631 pts	
50 m :	---	100 m :	---	150 m :	---	200 m :	3:07.90 (3:07.90) [3:07.90]
9.	PIERREJEAN Tiffany	2003	FRA	SR CERNAY	3:09.75	612 pts	
50 m :	---	100 m :	---	150 m :	---	200 m :	3:09.75 (3:09.75) [3:09.75]
10.	SAMBEL Léa	2003	FRA	A.N.S D'ILLFURTH	3:23.68	476 pts	
50 m :	---	100 m :	---	150 m :	---	200 m :	3:23.68 (3:23.68) [3:23.68]
11.	DREYER Lauriane	2003	FRA	CNHT WESSERLING	3:29.00	429 pts	
50 m :	---	100 m :	---	150 m :	---	200 m :	3:29.00 (3:29.00) [3:29.00]
12.	MUROS LE ROUZIC Klervi	2003	FRA	CN SAUSHEIM	3:40.09	338 pts	
50 m :	---	100 m :	---	150 m :	---	200 m :	3:40.09 (3:40.09) [3:40.09]
13.	RIESS Victoria	2003	FRA	KAYSERSBERG NATATION	3:45.36	299 pts	
50 m :	---	100 m :	---	150 m :	---	200 m :	3:45.36 (3:45.36) [3:45.36]
14.	DOTTORE Zoé	2002	FRA	KAYSERSBERG NATATION	4:10.44	145 pts	
50 m :	---	100 m :	---	150 m :	---	200 m :	4:10.44 (4:10.44) [4:10.44]
---	DIAZ Lea	2003	FRA	MULHOUSE ON		DNS dec	
---	FRANTZ Zoe	2002	FRA	KAYSERSBERG NATATION		DNS dec	

Séries : 100 Brasse Dames

[J1 : Di 10/05/2015 - R2]

1.	HORTER Naome	2002	FRA	MULHOUSE ON	1:20.71	1059 pts
50 m :	---	100 m :	1:20.71 (1:20.71) [1:20.71]			
2.	NOEHRINGER Laurine	2002	FRA	THANN OLYMPIC N	1:24.10	981 pts
50 m :	---	100 m :	1:24.10 (1:24.10) [1:24.10]			
3.	DECK Judith	2002	FRA	MULHOUSE ON	1:27.08	916 pts
50 m :	---	100 m :	1:27.08 (1:27.08) [1:27.08]			
4.	LEFEBVRE Louise	2003	FRA	MULHOUSE ON	1:27.32	911 pts
50 m :	---	100 m :	1:27.32 (1:27.32) [1:27.32]			
5.	HAMOUSZ Clara	2002	FRA	MULHOUSE ON	1:29.05	874 pts
50 m :	---	100 m :	1:29.05 (1:29.05) [1:29.05]			
6.	EGMANN Manon	2002	FRA	A.N.S D'ILLFURTH	1:30.81	837 pts
50 m :	---	100 m :	1:30.81 (1:30.81) [1:30.81]			
7.	VINCENT Amandine	2002	FRA	THANN OLYMPIC N	1:35.02	753 pts
50 m :	---	100 m :	1:35.02 (1:35.02) [1:35.02]			
8.	BAUEMLER Marie-Elise	2002	FRA	THANN OLYMPIC N	1:36.15	731 pts
50 m :	---	100 m :	1:36.15 (1:36.15) [1:36.15]			
9.	KEMPF Julianne	2002	FRA	THANN OLYMPIC N	1:36.17	730 pts
50 m :	---	100 m :	1:36.17 (1:36.17) [1:36.17]			
10.	TESOLIN Agathe	2002	FRA	MULHOUSE ON	1:37.02	714 pts
50 m :	---	100 m :	1:37.02 (1:37.02) [1:37.02]			
11.	HERZOG Justine	2003	FRA	THANN OLYMPIC N	1:37.90	697 pts
50 m :	---	100 m :	1:37.90 (1:37.90) [1:37.90]			
12.	HANRIOT-COLIN Célia	2002	FRA	CN ILE DU RHIN	1:38.02	695 pts
50 m :	---	100 m :	1:38.02 (1:38.02) [1:38.02]			
13.	CAILLEAUD Noéline	2002	FRA	THANN OLYMPIC N	1:38.78	681 pts
50 m :	---	100 m :	1:38.78 (1:38.78) [1:38.78]			
14.	BELLY Marie	2003	FRA	CN ILE DU RHIN	1:39.18	674 pts
50 m :	---	100 m :	1:39.18 (1:39.18) [1:39.18]			
15.	GHERARDI Marie	2002	FRA	A.N.S D'ILLFURTH	1:39.75	663 pts
50 m :	---	100 m :	1:39.75 (1:39.75) [1:39.75]			
16.	MEYER Manon	2002	FRA	CN ILE DU RHIN	1:41.80	626 pts
50 m :	---	100 m :	1:41.80 (1:41.80) [1:41.80]			
17.	FAUX Amandine	2002	FRA	SR CERNAY	1:44.34	582 pts
50 m :	---	100 m :	1:44.34 (1:44.34) [1:44.34]			
18.	PIERREJEAN Tiffany	2003	FRA	SR CERNAY	1:44.39	581 pts
50 m :	---	100 m :	1:44.39 (1:44.39) [1:44.39]			
19.	MUROS LE ROUZIC Klervi	2003	FRA	CN SAUSHEIM	1:44.52	578 pts
50 m :	---	100 m :	1:44.52 (1:44.52) [1:44.52]			



(Suite) Séries : 100 Brasse Dames

[J1 : Di 10/05/2015 - R2]

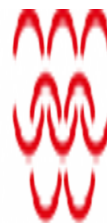
20.	RAPP Alicia	2003	FRA	A.N.S D'ILLFURTH	1:44.68	576 pts
50 m :	---	100 m :	1:44.68 (1:44.68) [1:44.68]			
21.	CHOMBART Méli	2003	FRA	A.N.S D'ILLFURTH	1:45.89	555 pts
50 m :	---	100 m :	1:45.89 (1:45.89) [1:45.89]			
22.	EL IDRISSE Khadija	2002	FRA	THANN OLYMPIC N	1:47.23	533 pts
50 m :	---	100 m :	1:47.23 (1:47.23) [1:47.23]			
23.	LUTHRINGER Mya	2003	FRA	THANN OLYMPIC N	1:50.34	483 pts
50 m :	---	100 m :	1:50.34 (1:50.34) [1:50.34]			
24.	DREYER Lauriane	2003	FRA	CNHT WESSERLING	1:51.87	459 pts
50 m :	---	100 m :	1:51.87 (1:51.87) [1:51.87]			
25.	MICLO Maurine	2002	FRA	KAYSERSBERG NATATION	1:55.29	409 pts
50 m :	---	100 m :	1:55.29 (1:55.29) [1:55.29]			
26.	DOTTORE Zoé	2002	FRA	KAYSERSBERG NATATION	1:55.56	405 pts
50 m :	---	100 m :	1:55.56 (1:55.56) [1:55.56]			
27.	FORJONNEL Emilie	2003	FRA	CN ILE DU RHIN	1:56.25	395 pts
50 m :	---	100 m :	1:56.25 (1:56.25) [1:56.25]			
28.	SARAZIN Cléa	2003	FRA	DAUPHINS DE ST-LOUIS	2:01.68	322 pts
50 m :	---	100 m :	2:01.68 (2:01.68) [2:01.68]			
29.	LEROUGE Nelly	2002	FRA	KAYSERSBERG NATATION	2:19.38	135 pts
50 m :	---	100 m :	2:19.38 (2:19.38) [2:19.38]			
---	DIAZ Lea	2003	FRA	MULHOUSE ON	DNS dec	

Séries : 100 Papillon Dames

[J1 : Di 10/05/2015 - R1]

1.	HORTER Naome	2002	FRA	MULHOUSE ON	1:13.09	965 pts
50 m :	---	100 m :	1:13.09 (1:13.09) [1:13.09]			
2.	DECK Judith	2002	FRA	MULHOUSE ON	1:13.21	962 pts
50 m :	---	100 m :	1:13.21 (1:13.21) [1:13.21]			
3.	LEFEBVRE Louise	2003	FRA	MULHOUSE ON	1:17.17	860 pts
50 m :	---	100 m :	1:17.17 (1:17.17) [1:17.17]			
4.	TESOLIN Agathe	2002	FRA	MULHOUSE ON	1:19.01	815 pts
50 m :	---	100 m :	1:19.01 (1:19.01) [1:19.01]			
5.	BAUEMLER Marie-Elise	2002	FRA	THANN OLYMPIC N	1:23.86	701 pts
50 m :	---	100 m :	1:23.86 (1:23.86) [1:23.86]			
6.	NOEHRINGER Laurine	2002	FRA	THANN OLYMPIC N	1:24.39	689 pts
50 m :	---	100 m :	1:24.39 (1:24.39) [1:24.39]			
7.	DIAZ Lea	2003	FRA	MULHOUSE ON	1:26.70	639 pts
50 m :	---	100 m :	1:26.70 (1:26.70) [1:26.70]			
8.	EL IDRISSE Khadija	2002	FRA	THANN OLYMPIC N	1:27.07	631 pts
50 m :	---	100 m :	1:27.07 (1:27.07) [1:27.07]			
9.	RICHARD Cloé	2002	FRA	A.N.S D'ILLFURTH	1:27.64	619 pts
50 m :	---	100 m :	1:27.64 (1:27.64) [1:27.64]			
10.	KEMPF Julianne	2002	FRA	THANN OLYMPIC N	1:28.04	610 pts
50 m :	---	100 m :	1:28.04 (1:28.04) [1:28.04]			
11.	HAMOUSZ Clara	2002	FRA	MULHOUSE ON	1:28.99	590 pts
50 m :	---	100 m :	1:28.99 (1:28.99) [1:28.99]			
12.	VINCENT Amandine	2002	FRA	THANN OLYMPIC N	1:29.64	577 pts
50 m :	---	100 m :	1:29.64 (1:29.64) [1:29.64]			
13.	CAILLEAUD Noéline	2002	FRA	THANN OLYMPIC N	1:32.96	511 pts
50 m :	---	100 m :	1:32.96 (1:32.96) [1:32.96]			
14.	GHERARDI Marie	2002	FRA	A.N.S D'ILLFURTH	1:37.42	429 pts
50 m :	---	100 m :	1:37.42 (1:37.42) [1:37.42]			
15.	HERZOG Justine	2003	FRA	THANN OLYMPIC N	1:39.51	393 pts
50 m :	---	100 m :	1:39.51 (1:39.51) [1:39.51]			
16.	LUTHRINGER Mya	2003	FRA	THANN OLYMPIC N	1:40.21	381 pts
50 m :	---	100 m :	1:40.21 (1:40.21) [1:40.21]			
17.	EGMANN Manon	2002	FRA	A.N.S D'ILLFURTH	1:41.23	364 pts
50 m :	---	100 m :	1:41.23 (1:41.23) [1:41.23]			
18.	SARAZIN Cléa	2003	FRA	DAUPHINS DE ST-LOUIS	1:42.72	340 pts
50 m :	---	100 m :	1:42.72 (1:42.72) [1:42.72]			

Résultats



(Suite) Séries : 100 Papillon Dames

[J1 : Di 10/05/2015 - R1]

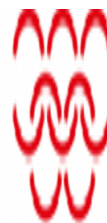
19. PIERREJEAN Tiffany	2003	FRA	SR CERNAY	1:43.51	328 pts
50 m : ---	100 m : 1:43.51	(1:43.51)	[1:43.51]		
20. RAPP Alicia	2003	FRA	A.N.S D'ILLFURTH	1:44.02	320 pts
50 m : ---	100 m : 1:44.02	(1:44.02)	[1:44.02]		
21. RIESS Victoria	2003	FRA	KAYSERSBERG NATATION	1:51.07	222 pts
50 m : ---	100 m : 1:51.07	(1:51.07)	[1:51.07]		
21. SAMBEL Léa	2003	FRA	A.N.S D'ILLFURTH	1:51.07	222 pts
50 m : ---	100 m : 1:51.07	(1:51.07)	[1:51.07]		
--- DOTTORE Zoé	2002	FRA	KAYSERSBERG NATATION	DSQ Vi	

Séries : 400 4 Nages Dames

[J1 : Di 10/05/2015 - R1]

1. HORTER Naome	2002	FRA	MULHOUSE ON	5:28.88	1021 pts
50 m : ---	100 m : 1:16.63	(1:16.63)	[1:16.63]	150 m : ---	200 m : 2:40.85
250 m : ---	300 m : 4:13.51	(1:32.66)	[1:32.66]	350 m : ---	400 m : 5:28.88
2. DECK Judith	2002	FRA	MULHOUSE ON	5:49.67	882 pts
50 m : ---	100 m : 1:23.78	(1:23.78)	[1:23.78]	150 m : ---	200 m : 2:51.66
250 m : ---	300 m : 4:32.57	(1:40.91)	[1:40.91]	350 m : ---	400 m : 5:49.67
3. NOEHRINGER Laurine	2002	FRA	THANN OLYMPIC N	5:50.64	876 pts
50 m : ---	100 m : 1:34.78	(1:34.78)	[1:34.78]	150 m : ---	200 m : 2:59.96
250 m : ---	300 m : 4:37.56	(1:37.60)	[1:37.60]	350 m : ---	400 m : 5:50.64
4. TESOLIN Agathe	2002	FRA	MULHOUSE ON	6:09.34	760 pts
50 m : ---	100 m : 1:20.91	(1:20.91)	[1:20.91]	150 m : ---	200 m : 2:58.43
250 m : ---	300 m : 4:47.94	(1:49.51)	[1:49.51]	350 m : ---	400 m : 6:09.34
5. HAMOUSZ Clara	2002	FRA	MULHOUSE ON	6:24.02	675 pts
50 m : ---	100 m : 1:40.38	(1:40.38)	[1:40.38]	150 m : ---	200 m : 3:16.45
250 m : ---	300 m : 4:57.78	(1:41.33)	[1:41.33]	350 m : ---	400 m : 6:24.02
6. CAILLEAUD Noéline	2002	FRA	THANN OLYMPIC N	6:29.12	647 pts
50 m : ---	100 m : 1:36.16	(1:36.16)	[1:36.16]	150 m : ---	200 m : 3:07.66
250 m : ---	300 m : 5:01.06	(1:53.40)	[1:53.40]	350 m : ---	400 m : 6:29.12
7. HANRIOT-COLIN Célia	2002	FRA	CN ILE DU RHIN	6:44.35	565 pts
50 m : ---	100 m : 1:37.67	(1:37.67)	[1:37.67]	150 m : ---	200 m : 3:18.55
250 m : ---	300 m : 5:12.35	(1:53.80)	[1:53.80]	350 m : ---	400 m : 6:44.35
8. PIERREJEAN Tiffany	2003	FRA	SR CERNAY	6:51.94	527 pts
50 m : ---	100 m : 1:46.82	(1:46.82)	[1:46.82]	150 m : ---	200 m : 3:26.56
250 m : ---	300 m : 6:19.09	(2:52.53)	[2:52.53]	350 m : ---	400 m : 6:51.94
9. BELLY Marie	2003	FRA	CN ILE DU RHIN	6:55.32	510 pts
50 m : ---	100 m : 1:45.43	(1:45.43)	[1:45.43]	150 m : ---	200 m : 2:29.53
250 m : ---	300 m : 5:27.96	(2:58.43)	[2:58.43]	350 m : ---	400 m : 6:55.32
10. DIAZ Lea	2003	FRA	MULHOUSE ON	6:55.65	509 pts
50 m : ---	100 m : 1:35.87	(1:35.87)	[1:35.87]	150 m : ---	200 m : 3:26.53
250 m : ---	300 m : 5:27.50	(2:00.97)	[2:00.97]	350 m : ---	400 m : 6:55.65
11. CHOMBART Mélia	2003	FRA	A.N.S D'ILLFURTH	7:28.99	359 pts
50 m : ---	100 m : 2:02.17	(2:02.17)	[2:02.17]	150 m : ---	200 m : 3:58.57
250 m : ---	300 m : 5:49.91	(1:51.34)	[1:51.34]	350 m : ---	400 m : 7:28.99
12. MEYER Manon	2002	FRA	CN ILE DU RHIN	7:34.24	338 pts
50 m : ---	100 m : 1:55.86	(1:55.86)	[1:55.86]	150 m : ---	200 m : 3:49.92
250 m : ---	300 m : 5:51.23	(2:01.31)	[2:01.31]	350 m : ---	400 m : 7:34.24
13. FORJONNEL Emilie	2003	FRA	CN ILE DU RHIN	7:50.74	275 pts
50 m : ---	100 m : 2:00.20	(2:00.20)	[2:00.20]	150 m : ---	200 m : ---
250 m : ---	300 m : 6:03.71	(4:03.51)	[4:03.51]	350 m : ---	400 m : 7:50.74
14. MICLO Maurine	2002	FRA	KAYSERSBERG NATATION	7:58.17	249 pts
50 m : ---	100 m : 2:00.57	(2:00.57)	[2:00.57]	150 m : ---	200 m : 3:58.31
250 m : ---	300 m : 6:17.48	(2:19.17)	[2:19.17]	350 m : ---	400 m : 7:58.17
15. LEROUGE Nelly	2002	FRA	KAYSERSBERG NATATION	8:07.89	217 pts
50 m : ---	100 m : 2:00.19	(2:00.19)	[2:00.19]	150 m : ---	200 m : 3:56.91
250 m : ---	300 m : 6:27.10	(2:30.19)	[2:30.19]	350 m : ---	400 m : 8:07.89
--- MUROS LE ROUZIC Klervi	2003	FRA	CN SAUSHEIM	DNS dec	

Résultats



Séries : 200 Nage Libre Messieurs

[J1 : Di 10/05/2015 - R2]

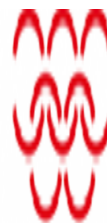
1.	REICHEL Alexandre	2002	FRA	MULHOUSE ON	2:10.85	844 pts	
50 m :	---	100 m :	1:04.57 (1:04.57)	150 m :	---	200 m :	2:10.85 (1:06.28)
2.	HUG-DREYFUS Tom	2002	FRA	MULHOUSE ON	2:18.23	833 pts	
50 m :	---	100 m :	1:06.92 (1:06.92)	150 m :	---	200 m :	2:18.23 (1:11.31)
3.	KURKOWSKI Maxime	2003	FRA	MULHOUSE ON	2:28.14	694 pts	
50 m :	---	100 m :	1:12.73 (1:12.73)	150 m :	---	200 m :	2:28.14 (1:15.41)
4.	FUCHS Thibaut	2002	FRA	THANN OLYMPIC N	2:28.63	687 pts	
50 m :	---	100 m :	1:12.35 (1:12.35)	150 m :	---	200 m :	2:28.63 (1:16.28)
5.	SCHUBETZER Aurélien	2002	FRA	A.N.S D'ILLFURTH	2:37.66	573 pts	
50 m :	---	100 m :	1:14.17 (1:14.17)	150 m :	---	200 m :	2:37.66 (1:23.49)
6.	PEROZ Tom	2003	FRA	THANN OLYMPIC N	2:39.64	549 pts	
50 m :	---	100 m :	1:17.95 (1:17.95)	150 m :	---	200 m :	2:39.64 (1:21.69)
7.	SCHMELTZ Nathan	2003	FRA	THANN OLYMPIC N	2:39.75	548 pts	
50 m :	---	100 m :	1:18.81 (1:18.81)	150 m :	---	200 m :	2:39.75 (1:20.94)
8.	STUDER Thomas	2003	FRA	CNHT WESSERLING	2:39.90	546 pts	
50 m :	---	100 m :	1:18.28 (1:18.28)	150 m :	---	200 m :	2:39.90 (1:21.62)
9.	LEHMANN Lucas	2003	FRA	THANN OLYMPIC N	2:45.49	481 pts	
50 m :	---	100 m :	1:22.10 (1:22.10)	150 m :	---	200 m :	2:45.49 (1:23.39)
10.	BERTHELLIER Victor	2002	FRA	THANN OLYMPIC N	2:47.17	463 pts	
50 m :	---	100 m :	1:19.52 (1:19.52)	150 m :	---	200 m :	2:47.17 (1:27.65)
11.	MASSON Nathanaël	2002	FRA	KAYERSBERG NATATION	2:51.81	414 pts	
50 m :	---	100 m :	1:26.03 (1:26.03)	150 m :	---	200 m :	2:51.81 (1:25.78)
12.	JUDAS Nathan	2003	FRA	THANN OLYMPIC N	2:54.02	391 pts	
50 m :	---	100 m :	1:25.08 (1:25.08)	150 m :	---	200 m :	2:54.02 (1:28.94)
13.	WISHAUP Lucas	2003	FRA	MULHOUSE ON	2:59.93	334 pts	
50 m :	---	100 m :	1:30.22 (1:30.22)	150 m :	---	200 m :	2:59.93 (1:29.71)
14.	PASSERA Ioan	2002	FRA	CN SAUSHEIM	3:01.10	323 pts	
50 m :	---	100 m :	1:29.39 (1:29.39)	150 m :	---	200 m :	3:01.10 (1:31.71)
15.	NAEGELEN Thibaud	2003	FRA	CNHT WESSERLING	3:12.68	226 pts	
50 m :	---	100 m :	1:31.37 (1:31.37)	150 m :	---	200 m :	3:12.68 (1:41.31)
16.	DI LELLO Theo	2002	FRA	CN SAUSHEIM	3:17.90	188 pts	
50 m :	---	100 m :	1:34.18 (1:34.18)	150 m :	---	200 m :	3:17.90 (1:43.72)
17.	SCHWEISS Tristan	2002	FRA	KAYERSBERG NATATION	3:23.98	148 pts	
50 m :	---	100 m :	1:40.44 (1:40.44)	150 m :	---	200 m :	3:23.98 (1:43.54)
18.	KOMURIAN Baptiste	2003	FRA	KAYERSBERG NATATION	3:32.86	99 pts	
50 m :	---	100 m :	1:42.86 (1:42.86)	150 m :	---	200 m :	3:32.86 (1:50.00)
19.	LIZALA Tristan	2003	FRA	CN SAUSHEIM	3:33.19	97 pts	
50 m :	---	100 m :	1:40.63 (1:40.63)	150 m :	---	200 m :	3:33.19 (1:52.56)
20.	COLLET Samuel	2003	FRA	KAYERSBERG NATATION	3:36.92	79 pts	
50 m :	---	100 m :	1:46.60 (1:46.60)	150 m :	---	200 m :	3:36.92 (1:50.32)
---	RITTER Alexandre	2002	FRA	KAYERSBERG NATATION	DNS dec		

Séries : 200 Dos Messieurs

[J1 : Di 10/05/2015 - R2]

1.	REICHEL Alexandre			2002	FRA	MULHOUSE ON				2:28.40	925 pts
50 m :	---	100 m :	---			150 m :	---		200 m :	2:28.40	(2:28.40) [2:28.40]
2.	HUG-DREYFUS Tom			2002	FRA	MULHOUSE ON				2:33.64	857 pts
50 m :	---	100 m :	---			150 m :	---		200 m :	2:33.64	(2:33.64) [2:33.64]
3.	KURKOWSKI Maxime			2003	FRA	MULHOUSE ON				2:54.31	614 pts
50 m :	---	100 m :	---			150 m :	---		200 m :	2:54.31	(2:54.31) [2:54.31]
4.	SCHMELTZ Nathan			2003	FRA	THANN OLYMPIC N				3:01.30	540 pts
50 m :	---	100 m :	---			150 m :	---		200 m :	3:01.30	(3:01.30) [3:01.30]
5.	BERTHELLIER Victor			2002	FRA	THANN OLYMPIC N				3:07.23	482 pts
50 m :	---	100 m :	---			150 m :	---		200 m :	3:07.23	(3:07.23) [3:07.23]
6.	PEROZ Tom			2003	FRA	THANN OLYMPIC N				3:12.33	435 pts
50 m :	---	100 m :	---			150 m :	---		200 m :	3:12.33	(3:12.33) [3:12.33]
7.	SCHUBETZER Aurélien			2002	FRA	A.N.S D'ILLFURTH				3:14.62	414 pts
50 m :	---	100 m :	---			150 m :	---		200 m :	3:14.62	(3:14.62) [3:14.62]
8.	NAEGELEN Thibaud			2003	FRA	CNHT WESSERLING				3:18.98	376 pts
50 m :	---	100 m :	---			150 m :	---		200 m :	3:18.98	(3:18.98) [3:18.98]
9.	WISHAUPT Lucas			2003	FRA	MULHOUSE ON				3:22.73	345 pts
50 m :	---	100 m :	---			150 m :	---		200 m :	3:22.73	(3:22.73) [3:22.73]

Résultats



(Suite) Séries : 200 Dos Messieurs

[J1 : D 10/05/2015 - R2]

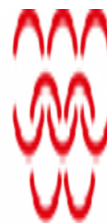
10. LIZALA Tristan	2003	FRA	CN SAUSHEIM	3:44.14	194 pts
50 m : ---	100 m : ---	150 m : ---	200 m : 3:44.14	[3:44.14]	[3:44.14]

Séries : 100 Brasse Messieurs

[J1 : D 10/05/2015 - R2]

1. REICHEL Alexandre	2002	FRA	MULHOUSE ON	1:16.16	935 pts
50 m : ---	100 m : 1:16.16	(1:16.16)	[1:16.16]		
2. SCHUBETZER Aurélien	2002	FRA	A.N.S D'ILLFURTH	1:25.20	728 pts
50 m : ---	100 m : 1:25.20	(1:25.20)	[1:25.20]		
3. HUG-DREYFUS Tom	2002	FRA	MULHOUSE ON	1:26.95	691 pts
50 m : ---	100 m : 1:26.95	(1:26.95)	[1:26.95]		
4. FUCHS Thibaut	2002	FRA	THANN OLYMPIC N	1:28.98	649 pts
50 m : ---	100 m : 1:28.98	(1:28.98)	[1:28.98]		
5. CARRETTE Julien	2002	FRA	DAUPHINS DE ST-LOUIS	1:32.07	588 pts
50 m : ---	100 m : 1:32.07	(1:32.07)	[1:32.07]		
6. STUDER Thomas	2003	FRA	CNHT WESSERLING	1:32.82	573 pts
50 m : ---	100 m : 1:32.82	(1:32.82)	[1:32.82]		
7. KURKOWSKI Maxime	2003	FRA	MULHOUSE ON	1:35.03	532 pts
50 m : ---	100 m : 1:35.03	(1:35.03)	[1:35.03]		
8. SCHWEISS Tristan	2002	FRA	KAYSERSBERG NATATION	1:36.08	513 pts
50 m : ---	100 m : 1:36.08	(1:36.08)	[1:36.08]		
9. BOURDENET Tanguy	2002	FRA	CN ILE DU RHIN	1:36.18	511 pts
50 m : ---	100 m : 1:36.18	(1:36.18)	[1:36.18]		
10. ECE Doga	2002	FRA	DAUPHINS DE ST-LOUIS	1:38.00	479 pts
50 m : ---	100 m : 1:38.00	(1:38.00)	[1:38.00]		
11. HUBERT Louis	2002	FRA	DAUPHINS DE ST-LOUIS	1:39.96	445 pts
50 m : ---	100 m : 1:39.96	(1:39.96)	[1:39.96]		
12. PASSERA Ioan	2002	FRA	CN SAUSHEIM	1:41.80	415 pts
50 m : ---	100 m : 1:41.80	(1:41.80)	[1:41.80]		
13. SCHMELTZ Nathan	2003	FRA	THANN OLYMPIC N	1:42.18	409 pts
50 m : ---	100 m : 1:42.18	(1:42.18)	[1:42.18]		
14. LEHMANN Lucas	2003	FRA	THANN OLYMPIC N	1:43.50	388 pts
50 m : ---	100 m : 1:43.50	(1:43.50)	[1:43.50]		
15. DI LELLO Theo	2002	FRA	CN SAUSHEIM	1:43.60	386 pts
50 m : ---	100 m : 1:43.60	(1:43.60)	[1:43.60]		
16. GISSELBRECHT Axel	2002	FRA	CN ILE DU RHIN	1:46.46	343 pts
50 m : ---	100 m : 1:46.46	(1:46.46)	[1:46.46]		
17. JUDAS Nathan	2003	FRA	THANN OLYMPIC N	1:48.45	314 pts
50 m : ---	100 m : 1:48.45	(1:48.45)	[1:48.45]		
18. DEROUET Noah	2003	FRA	DAUPHINS DE ST-LOUIS	1:50.98	280 pts
50 m : ---	100 m : 1:50.98	(1:50.98)	[1:50.98]		
19. NAEGELEN Thibaud	2003	FRA	CNHT WESSERLING	1:51.23	276 pts
50 m : ---	100 m : 1:51.23	(1:51.23)	[1:51.23]		
20. COLLET Samuel	2003	FRA	KAYSERSBERG NATATION	1:56.75	208 pts
50 m : ---	100 m : 1:56.75	(1:56.75)	[1:56.75]		
21. MASSON Nathanaël	2002	FRA	KAYSERSBERG NATATION	1:57.20	203 pts
50 m : ---	100 m : 1:57.20	(1:57.20)	[1:57.20]		
22. PEROZ Tom	2003	FRA	THANN OLYMPIC N	1:58.18	192 pts
50 m : ---	100 m : 1:58.18	(1:58.18)	[1:58.18]		
23. LIGHTOWLER George	2003	GBR	DAUPHINS DE ST-LOUIS	2:00.08	172 pts
50 m : ---	100 m : 2:00.08	(2:00.08)	[2:00.08]		
24. COMBAUD Clément	2002	FRA	DAUPHINS DE ST-LOUIS	2:02.39	148 pts
50 m : ---	100 m : 2:02.39	(2:02.39)	[2:02.39]		
25. KOMURIAN Baptiste	2003	FRA	KAYSERSBERG NATATION	2:04.21	131 pts
50 m : ---	100 m : 2:04.21	(2:04.21)	[2:04.21]		
26. GOETSCHY Nathan	2002	FRA	DAUPHINS DE ST-LOUIS	2:05.67	118 pts
50 m : ---	100 m : 2:05.67	(2:05.67)	[2:05.67]		
--- DURRAC Kyllian	2002	FRA	CN ILE DU RHIN	DNS dec	
--- JACQUIN Axel	2003	FRA	CN ILE DU RHIN	DNS dec	
--- RITTER Alexandre	2002	FRA	KAYSERSBERG NATATION	DNS dec	

Résultats



Séries : 100 Papillon Messieurs

[J1 : Di 10/05/2015 - R1]

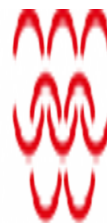
1. REICHEL Alexandre	2002	FRA	MULHOUSE ON	1:04.65	993 pts
50 m : ---	100 m : 1:04.65	(1:04.65)	[1:04.65]		
2. HUG-DREYFUS Tom	2002	FRA	MULHOUSE ON	1:13.80	758 pts
50 m : ---	100 m : 1:13.80	(1:13.80)	[1:13.80]		
3. KURKOWSKI Maxime	2003	FRA	MULHOUSE ON	1:19.05	637 pts
50 m : ---	100 m : 1:19.05	(1:19.05)	[1:19.05]		
4. FUCHS Thibaut	2002	FRA	THANN OLYMPIC N	1:19.24	633 pts
50 m : ---	100 m : 1:19.24	(1:19.24)	[1:19.24]		
5. HUBERT Louis	2002	FRA	DAUPHINS DE ST-LOUIS	1:21.19	591 pts
50 m : ---	100 m : 1:21.19	(1:21.19)	[1:21.19]		
6. ECE Doga	2002	FRA	DAUPHINS DE ST-LOUIS	1:22.41	565 pts
50 m : ---	100 m : 1:22.41	(1:22.41)	[1:22.41]		
7. SCHMELTZ Nathan	2003	FRA	THANN OLYMPIC N	1:26.52	483 pts
50 m : ---	100 m : 1:26.52	(1:26.52)	[1:26.52]		
8. STUDER Thomas	2003	FRA	CNHT WESSERLING	1:30.06	418 pts
50 m : ---	100 m : 1:30.06	(1:30.06)	[1:30.06]		
9. CARRETTE Julien	2002	FRA	DAUPHINS DE ST-LOUIS	1:31.67	390 pts
50 m : ---	100 m : 1:31.67	(1:31.67)	[1:31.67]		
10. LEHMANN Lucas	2003	FRA	THANN OLYMPIC N	1:33.55	358 pts
50 m : ---	100 m : 1:33.55	(1:33.55)	[1:33.55]		
11. PEROZ Tom	2003	FRA	THANN OLYMPIC N	1:35.67	324 pts
50 m : ---	100 m : 1:35.67	(1:35.67)	[1:35.67]		
12. DEROUET Noah	2003	FRA	DAUPHINS DE ST-LOUIS	1:39.76	263 pts
50 m : ---	100 m : 1:39.76	(1:39.76)	[1:39.76]		
13. NAEGELEN Thibaud	2003	FRA	CNHT WESSERLING	1:43.92	208 pts
50 m : ---	100 m : 1:43.92	(1:43.92)	[1:43.92]		
14. BERTHELLIER Victor	2002	FRA	THANN OLYMPIC N	1:45.88	184 pts
50 m : ---	100 m : 1:45.88	(1:45.88)	[1:45.88]		
15. JUDAS Nathan	2003	FRA	THANN OLYMPIC N	1:46.23	180 pts
50 m : ---	100 m : 1:46.23	(1:46.23)	[1:46.23]		
16. SCHUBETZER Aurélien	2002	FRA	A.N.S D'ILLFURTH	1:46.97	171 pts
50 m : ---	100 m : 1:46.97	(1:46.97)	[1:46.97]		
17. GOETSCHY Nathan	2002	FRA	DAUPHINS DE ST-LOUIS	1:48.54	154 pts
50 m : ---	100 m : 1:48.54	(1:48.54)	[1:48.54]		
18. COMBAUD Clément	2002	FRA	DAUPHINS DE ST-LOUIS	1:48.94	149 pts
50 m : ---	100 m : 1:48.94	(1:48.94)	[1:48.94]		
19. WISHAUP Lucas	2003	FRA	MULHOUSE ON	1:50.30	135 pts
50 m : ---	100 m : 1:50.30	(1:50.30)	[1:50.30]		
20. LIGHTOWLER George	2003	GBR	DAUPHINS DE ST-LOUIS	1:53.65	103 pts
50 m : ---	100 m : 1:53.65	(1:53.65)	[1:53.65]		
21. RITTER Alexandre	2002	FRA	KAYSERSBERG NATATION	2:23.62	1 pt
50 m : ---	100 m : 2:23.62	(2:23.62)	[2:23.62]		

Séries : 400 4 Nages Messieurs

[J1 : Di 10/05/2015 - R1]

1. REICHEL Alexandre	2002	FRA	MULHOUSE ON	5:05.27	971 pts
50 m : ---	100 m : 1:08.55	(1:08.55)	[1:08.55]	150 m : ---	200 m : 2:29.75
250 m : ---	300 m : 3:56.32	(1:26.57)	[1:26.57]	350 m : ---	400 m : 5:05.27
2. HUG-DREYFUS Tom	2002	FRA	MULHOUSE ON	5:30.48	801 pts
50 m : ---	100 m : 1:17.13	(1:17.13)	[1:17.13]	150 m : ---	200 m : 2:40.66
250 m : ---	300 m : 4:18.51	(1:37.85)	[1:37.85]	350 m : ---	400 m : 5:30.48
3. KURKOWSKI Maxime	2003	FRA	MULHOUSE ON	6:17.90	526 pts
50 m : ---	100 m : 1:28.94	(1:28.94)	[1:28.94]	150 m : ---	200 m : 3:06.27
250 m : ---	300 m : 5:41.69	(2:35.42)	[2:35.42]	350 m : ---	400 m : 6:17.90
4. BOURDENET Tanguy	2002	FRA	CN ILE DU RHIN	7:03.62	315 pts
50 m : ---	100 m : 1:38.92	(1:38.92)	[1:38.92]	150 m : ---	200 m : 3:31.09
250 m : ---	300 m : 5:31.14	(2:00.05)	[2:00.05]	350 m : ---	400 m : 7:03.62
5. PEROZ Tom	2003	FRA	THANN OLYMPIC N	7:07.40	300 pts
50 m : ---	100 m : 1:43.92	(1:43.92)	[1:43.92]	150 m : ---	200 m : 3:24.93
250 m : ---	300 m : 5:35.63	(2:10.70)	[2:10.70]	350 m : ---	400 m : 7:07.40

Résultats



(Suite) Séries : 400 4 Nages Messieurs

[J1 : D 10/05/2015 - R1]

6. PASSERA Ioan	2002	FRA	CN SAUSHEIM	7:12.69	279 pts
50 m : ---	100 m : 1:53.59 (1:53.59) [1:53.59]	150 m : ---	200 m : 3:42.79 (1:49.20) [1:49.20]		
250 m : ---	300 m : 5:39.20 (1:56.41) [1:56.41]	350 m : ---	400 m : 7:12.69 (1:33.49) [1:33.49]		
7. GISSELBRECHT Axel	2002	FRA	CN ILE DU RHIN	7:16.10	267 pts
50 m : ---	100 m : 1:58.33 (1:58.33) [1:58.33]	150 m : ---	200 m : 3:43.49 (1:45.16) [1:45.16]		
250 m : ---	300 m : 5:43.08 (1:59.59) [1:59.59]	350 m : ---	400 m : 7:16.10 (1:33.02) [1:33.02]		
8. MASSON Nathanaël	2002	FRA	KAYSERSBERG NATATION	7:19.86	253 pts
50 m : ---	100 m : 1:44.01 (1:44.01) [1:44.01]	150 m : ---	200 m : 3:28.14 (1:44.13) [1:44.13]		
250 m : ---	300 m : ---	350 m : ---	400 m : 7:19.86 (3:51.72) [3:51.72]		
9. NAEGELEN Thibaud	2003	FRA	CNHT WESSERLING	7:40.94	182 pts
50 m : ---	100 m : 1:57.15 (1:57.15) [1:57.15]	150 m : ---	200 m : 3:43.97 (1:46.82) [1:46.82]		
250 m : ---	300 m : 5:56.76 (2:12.79) [2:12.79]	350 m : ---	400 m : 7:40.94 (1:44.18) [1:44.18]		
10. KOMURIAN Baptiste	2003	FRA	KAYSERSBERG NATATION	8:55.08	26 pts
50 m : ---	100 m : 2:30.26 (2:30.26) [2:30.26]	150 m : ---	200 m : 4:45.17 (2:14.91) [2:14.91]		
250 m : ---	300 m : 7:03.84 (2:18.67) [2:18.67]	350 m : ---	400 m : 8:55.08 (1:51.24) [1:51.24]		
11. RITTER Alexandre	2002	FRA	KAYSERSBERG NATATION	9:12.18	10 pts
50 m : ---	100 m : 2:39.19 (2:39.19) [2:39.19]	150 m : ---	200 m : 4:47.09 (2:07.90) [2:07.90]		
250 m : ---	300 m : 7:15.21 (2:28.12) [2:28.12]	350 m : ---	400 m : 9:12.18 (1:56.97) [1:56.97]		
--- COLLET Samuel	2003	FRA	KAYSERSBERG NATATION	DNF	
--- SCHWEISS Tristan	2002	FRA	KAYSERSBERG NATATION	DSQ Vi	
--- DURRAC Kyllian	2002	FRA	CN ILE DU RHIN	DNS dec	
--- JACQUIN Axel	2003	FRA	CN ILE DU RHIN	DNS dec	